

BYOD Laptop Program 2023 (Year 3 to Year 6)





St Joseph's Catholic School

PAYNEHAM

LOVE IN EVERYTHING

WELCOME





St Joseph's Catholic School

PAYNEHAM


LOVE IN EVERYTHING



BYOD OVERVIEW & OFFICE 365

What is BYOD?


SJP defines BYOD as a privately-owned, Internet capable electronic mobile device that can be used during the school day to increase student engagement and facilitate learning.



SCHOOL DIRECTION

SJP has embraced a Bring Your Own Device (BYOD) approach for enriching the learning of students and teachers.

Electronic devices are used to promote genuine learning, research, problem solving, organisation, positive communication and responsible digital citizenship.



Our Goal

At SJP we are committed to ensuring our students are fully prepared to be successful in the 21st Century.

Incorporating technology that the students use everyday into the classroom experience will improve student success.

ADVANTAGES OF BYOD


- The advantage of a BYOD program is that it enables students to personalise their learning and adapt technology to suit their individual learning styles, rather than working with a device that has been prescribed for them and is a share school device.
- The iPad/Laptop is available to the student all so learning is not limited by availability.
- Seamless integration between home and school, leading to more consistent application to learning.

ADVANTAGES OF BYOD

- Research suggests that when students have ownership of their devices, engagement in the learning increases, ICT skills improve and students become more versatile in the way they demonstrate their learning outcomes for now and in the future.
- Students at SJP have the capacity to learn with technology. All teachers and students have access to world-class digital content with which to **create, communicate and collaborate** locally and globally. Learning is engaging, personalised and authentic to enable students to become **confident, creative, active and informed citizens of the twenty-first century**

BENEFITS OF BYOD

- Highly reliable/ device available all the time for “just now” learning opportunities
- Affordable (Approx \$500 / unit) – 3 year life of the device
- Long battery life (7+ hours - all day device)
- Reliable infrastructure (Upgraded Wi-Fi + outdoor learning spaces)
- Students/Staff can often solve/trouble-shoot their own problems
- Technology (allows students to show their work from their device onto the classroom smart TV)



SCHOOL DEVELOPMENT OF INFRASTRUCTURE TO SUPPORT BYOD

- We are continuing to update the Wi-Fi system throughout the school, Internet bandwidth and speed are monitored.
- Staff/ Student training to support collaborative learning opportunities through Microsoft 365

SCHOOL PROVIDED DEVICES

- Over the last few years, we as a school, have increased students device ratio 1:5 Year 3-6.
- The technological requirements of schools now means that it is not feasible for schools to purchase and maintain a large and ever increasing amount of devices. Some schools substantially increase their fees to purchase and maintain school technology. SJP has chosen to avoid large increases in fees.

BYOD USER AGREEMENTS

1. Cyber Safety & Device User Agreement (Reception-6)
2. 2023 BYOD User Agreement

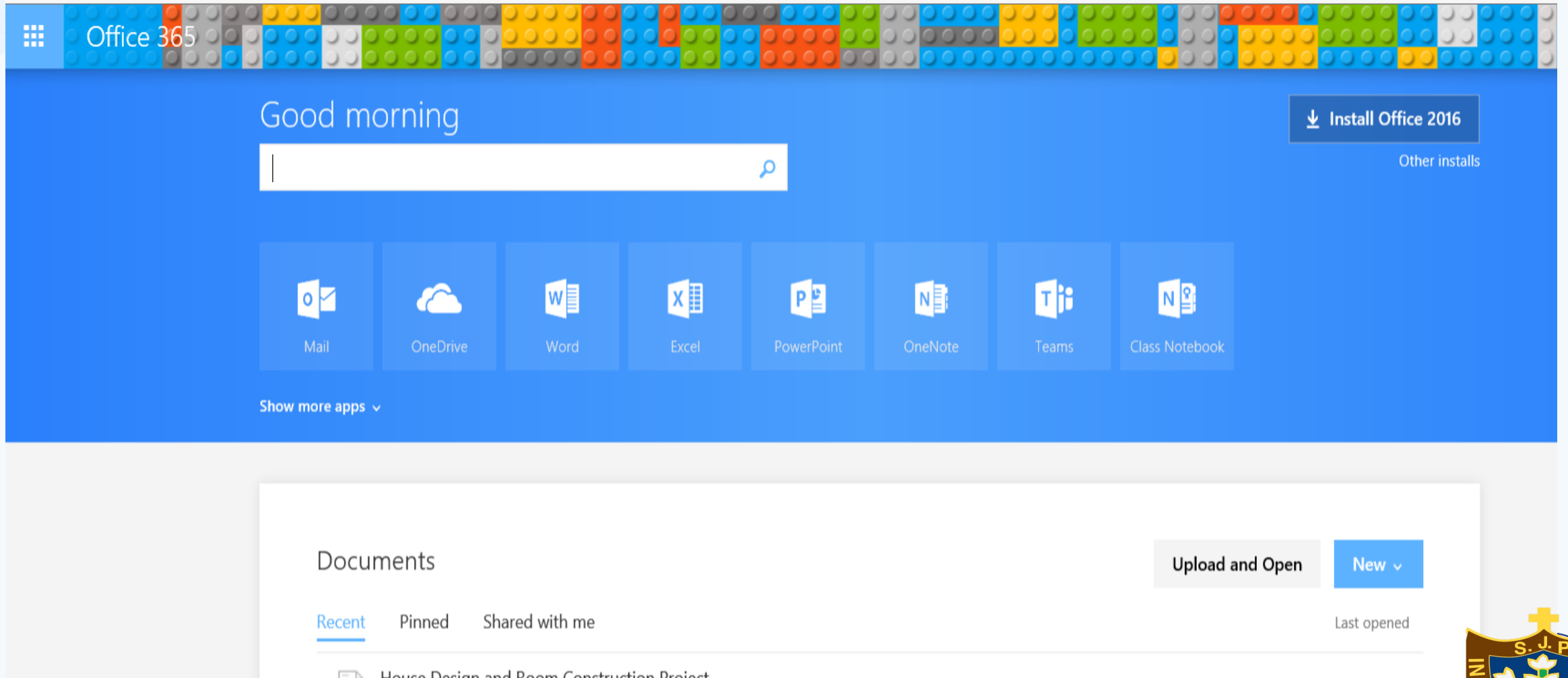
Sent out in the next year need to be read and signed by student and parent, and returned by Term 1.

OFFICE 365 - COLLABORATION

- **What is Office 365?** Office 365 provides staff/students with an email and collaboration platform to create and/or upload/share content. This may include websites, presentations, written, audio, images and video material as part of their educational program. All data and information within Office 365 is stored within an Australian based 'cloud' and provides the following services to students.
- **Office Online** Office Online is a web-based, lightweight version of Microsoft's Office productivity suite (including Word, PowerPoint, Excel, and OneNote) that can be used on most devices capable of connecting to the internet via a web browser. Which all families can download onto 5 devices at home for personal use, including BYOD devices.



OFFICE 365 - COLLABORATION



The screenshot displays the Office 365 home page. At the top left, there is a navigation bar with the Office 365 logo and a grid of colorful application icons. Below this, a blue header area contains the text "Good morning" and a search bar. To the right of the search bar is a button labeled "Install Office 2016" and a link for "Other installs".

The main content area features a row of application tiles: Mail, OneDrive, Word, Excel, PowerPoint, OneNote, Teams, and Class Notebook. Below these tiles is a "Show more apps" link with a dropdown arrow.

The bottom section is titled "Documents" and includes buttons for "Upload and Open" and "New". Below these are tabs for "Recent", "Pinned", and "Shared with me". A "Last opened" section is visible on the right. The first document listed is "House Design and Room Construction Project".



SAFETY FIRST

- Students will connect their ipads to the school network which will ensure that their Internet is being filtered.
- Teachers will incorporate responsible use of devices as part of classroom instruction.

SECURITY AND DAMAGES

- SJP will not be liable for any device that is damaged.
- Students and parents should LABEL their ipad/cases with personal markings to identify the device.

CHARGING DEVICES

- Students should come to school with their ipads fully charged
- Make sure that the ipads are turned off after use at home.



General Information you should know



Student, Teacher & Parent Guide



St Joseph's BYOD Program 2023

PAYNEHAM

- Parents have received a copy of the BYOD Program 2023
- This guide also contains a Health and Safety use of ICT.

iPad Code of Conduct

Clear expectations will be laid out for students with regard to iPad etiquette during lessons and consequences reinforced. Our teachers are prepared for these challenges and have begun setting expectations and etiquette in their classes.



Bring Your Own Device (BYOD) - Agreement

Please read and if you agree print, sign and return to school

1. The term "device" in these procedures refers to any iPad (excluding mobile phone) with the capability to connect to the school's Wi-Fi network.
2. Students may bring their iPad to school and may access the school's Wi-Fi network. However, mobile phones/smartphones will not be accepted as they offer limited educational benefit and do not necessarily have Internet filtering. The device must also meet the minimum specifications outlined in the 'Device Specifications Checklist'.
3. Devices are to be left in the classrooms during lunch and recess breaks.
4. Devices must be enrolled in Casper Suite before they are used at school.
5. Use of devices at school is governed by school-developed guidelines, processes and procedures.
6. The school will provide Internet access through its wireless networks at no cost to students.
7. Students are responsible for the care and maintenance of their devices including data protection and battery charging. No charging at school is permitted.
8. St Joseph's School will not accept any liability for the theft, damage or loss of any student's device.
9. Students and their parents/caregivers must complete a signed BYOD Agreement prior to connecting to the school's Wi-Fi network.
10. Where the school has reasonable grounds to suspect that a device contains data, which breaches the BYOD Agreement, they may confiscate the device for the purpose of confirming the existence of the material. Depending on the nature of the material involved, further action may be taken. School disciplinary action may also be appropriate.
11. You agree that staff responsible for the ICT within St Joseph's School will have the ability to (and may at any time) monitor the use of the students Network/Internet use, iPad and the Cloud Storage Service (One Drive), including accessing and monitoring any data that they have sent or stored using the Network, iPad or Cloud Services, to ensure that they are using the services and devices appropriately.
12. Use of iPads in lessons is determined by the classroom teacher. Students are required to follow all teacher instructions re the use of iPads.
13. The student must bring the iPad to school every day.
14. In many instances, social networking sites can be a distraction and potentially unsafe. Students must not have these app on their school devices and all notifications need to be turned off.

Please indicate if you intending on participating in the BYOD Initiative in 2020: YES / NO

Parent name & signature: _____ Date: _____

Student name & signature: _____ Date: _____

Class: _____

Why 1:1?

- We want the best learning opportunities for our students.
- Students are more empowered to navigate their learning.

SJP classrooms consistently use technology and we want all students to have access whenever they need it.

- We want to plan to use devices whenever they are needed, not just within small groups and at the computer lab.
- Digital literacy skills are essential for our children to be successful in the 21st century.



A stylized landscape illustration. The foreground features rolling green hills in various shades of green. On the left, a tree with a dark brown trunk and several rounded, overlapping leaves in shades of purple and pink stands on a small orange mound. The background consists of light blue, wavy bands representing a sky or distant hills. The text 'DEVICE PORTAL' is centered in the white space between the hills and the sky.

DEVICE PORTAL

Recommended usage of iPad at home

At home we recommend that students use their iPad for no more than one hour a day.

At home students should:

Use their iPad in a shared place in the house –
Never in your child's bedroom!

Charge the iPad in a central spot (e.g. kitchen)
and then lock it away over night.



Cybersafety

Cybersafety programs are taught at school on a regular basis in the classroom.

We need to teach our children how to handle technology in an appropriate manner and draw clear boundaries on what is acceptable use.

For more information please see the following links:

www.esmart.org.au

<http://www.cybersmart.gov.au>

Who is responsible for internet safety at home?

The parents. It is a parent's responsibility to ensure they have a protected network and good internet protocols and environment at home.

Kidproof Information

<http://www.kidproofinternational.com/parent-education/>



THANK YOU
FOR ATTENDING

